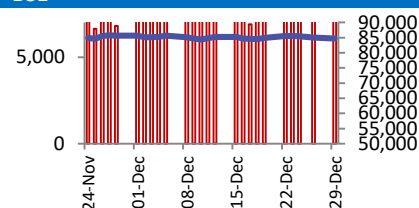
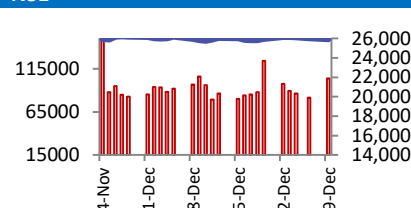


BSE



Open	84794
High	85437
Low	84706
Close	85221
Change	546
Volume (Lacs)	8292
Turnover (Rs.inCr)	14270

NSE



Open	25971
High	26188
Low	25969
Close	26130
Change	191
Volume(Lacs)	76607
Turnover(Rs.in Cr)	100696

World Markets	Current	Previous	Pt. Chg	Var(%)
Dow	48063	48367	(304)	-0.63%
Dow Futures	48336	48650	(314)	-0.65%
Nasdaq	23242	23419	(177)	-0.76%
FTSE	9931	9941	(9)	-0.09%
Nikkei	50339	50339	Closed	Closed
Hang Seng	25631	25855	Closed	Closed
Gift Nifty	26350	26276	75	0.28%
Straits Singapore	4646	4646	Closed	Closed
South Korea	4214	4221	Closed	Closed
Taiwan	28964	28707	Closed	Closed
Shanghai	3969	3965	Closed	Closed

Commodity Prices	Current	Previous	Pt. Chg	Var(%)
Copper (\$/MT)	12423	12559	(136)	-1.1%
Alumin (\$/MT)	2996	2980	16	0.5%
Zinc (\$/MT)	3118	3124	(7)	-0.2%
Brent Crude (\$/bbl)	61	61	(0)	-0.8%
Gold (\$/Ounce)	4319	4339	(20)	-0.5%
Silver (\$/Ounce)	72	72	(0)	0.0%
Light Crude (\$/bbl)	57	58	(1)	-0.9%
N G (\$/mmbtu)	4	4	(0)	-7.2%
Sugar (\$/MT)	428	426	2	0.4%
Rubber (Rs./kg)	185	185	0	0.0%
Baltic Dry Index	1877	1889	(12)	-0.6%

Currency Exchange Rate	Current	Previous	Var(%)
Rs./ \$ rate	89.88	89.79	0.10%
Rs./ Euro	105.49	105.67	-0.17%
Rs./Chinese Yuan	12.87	12.84	0.25%
Yen / \$ rate	156.45	156.71	-0.17%
\$ US/Euro	1.17	1.17	-0.01%

Dollar Index	Current	Previous	Var(%)
Dollar Index	98.32	98.24	0.09%

Support/ Resistance Levels for Today		
	Nifty	Bank Nifty Fut
Support 1	26170	59610
Support 2	26040	59340
Resistance	26370	60100

Securities in Ban For Trade
NIL

Market Review

US: Wall Street indexes closed lower on Wednesday, echoing their world counterparts amid light trading on the last day of 2025. The three major U.S. stock indexes ended well in negative territory, content to drift along just below record highs and bask in robust, double-digit annual gains.

Asia: Asian markets were shut today on account on New Year holiday.

India: The Indian equity markets finished the final trading session of 2025 (first day of January series), on a strong note with Nifty comfortably closing above 26,100. The rally was broad-based and led by sectors such as metal, PSU Bank, oil & gas, while the IT sector lagged behind. **Market is expected to open on a positive note and likely to witness positive move during the day.**

Global economy: South Korea's exports rose in December for a seventh consecutive month and wrapped 2025 at a record as exports have surpassed \$700 Bn for the first time. Exports from Asia's fourth-largest economy, a bellwether for global trade, rose 13.4% in December to \$69.58 Bn, trade data showed, beating a median 9.0% increase tipped in a Reuters poll of economists.

In a surprising turn of events, the Energy Information Administration's (EIA) **Crude Oil Inventories report showed a decline in the number of barrels of commercial crude oil held by US firms.** The actual number came in at -1.934 million barrels, a significant drop that surpassed both the forecasted and previous numbers.

Eligible **financial firms borrowed a record amount of cash from the Federal Reserve Bank** of New York's Standing Repo Facility Wednesday, as banks and others managed liquidity needs on the final trading day of 2025.

Commodities: Crude oil market heads into 2026 after a challenging 2025, with prices falling over 17 per cent as rising supply, easing geopolitical risk premiums, and uneven demand weighed heavily on sentiment.

Gold and silver prices are set for further gains into 2026. Experts predict a continued upward trend for both precious metals. Silver is expected to show stronger performance than gold. Investors should anticipate market fluctuations. The rally that began last year is anticipated to persist. This outlook is based on strong market fundamentals.

Currency: The dollar ended 2025 with the sharpest annual retreat in eight years and investors say more declines are coming if the next Federal Reserve chief opts for deeper interest-rate cuts as anticipated.

FII Derivative Transactions (Rs. Cr)

Contracts	Purchase		Sell		Net	Open Interest (OI)		OI (Previous day)		Change	
	Contract	Value	Contract	Value	Value	Contract	Value	Contract	Value	Contract	Value
Index Future	10841	1890	12665	2178	(288)	177288	30357	174986	29749	2302	608
Index Option	4476158	759830	4441887	754432	5398	1630041	277799	1200424	207805	429617	69994
Stock Future	273940	19149	231305	16234	2915	5976172	408828	5934461	402725	41711	6103
Stock Option	258440	19072	267225	19512	(440)	213606	14568	124703	8363	88903	6205
Total	5019379	799941	4953082	792356	7585	7997107	731552	7434574	648642	562533	82910

FII All Activity-BBG (Rs Cr)		Buy	Sell	Net
23-Dec-25		7461	8809	(1348)
24-Dec-25		5334	6891	(1557)
26-Dec-25		3676	5349	(1672)
29-Dec-25		6586	9203	(2617)
30-Dec-25		15917	19504	(3587)
Month to date- Dec		256216	275337	(19121)
FII (Prov.) (Rs Cr)		Buy	Sell	Net
24-Dec-25		5071	6793	(1721)
26-Dec-25		12832	13150	(318)
29-Dec-25		6435	9195	(2760)
30-Dec-25		16254	20098	(3844)
31-Dec-25		5323	8920	(3597)
Month to date-Dec		249055	283405	(34350)
DII (Prov.) (Rs. Cr)		Buy	Sell	Net
24-Dec-25		11850	9469	2381
26-Dec-25		9981	8208	1773
29-Dec-25		15403	12759	2644
30-Dec-25		44583	38423	6160
31-Dec-25		19463	12703	6760
Month to date-Dec		356906	277286	79620
FII Debt - BBG (Rs. Cr)		Buy	Sell	Net
23-Dec-25		1745	3743	(1998)
24-Dec-25		308	1858	(1549)
26-Dec-25		512	675	(163)
29-Dec-25		754	1712	(958)
30-Dec-25		1297	1219	79
Month to date- Dec		37119	52998	(15879)

Market Breadth	BSE		NSE	
	No.	%	No.	%
Advance	2799	64%	2447	69%
Decline	1413	32%	1028	29%
Unchanged	169	4%	89	2%

Market Turnover	31-Dec	30-Dec	Var (%)
BSE Cash	14270	9363	52%
NSE Cash	100696	141795	-29%
NSE Futures	101306	308547	-67%
NSE Options	10791067	66034414	-84%
Total (Rs.Cr)	11007339	66494119	-83%

Volatility Index	31-Dec	30-Dec
Volatility Index	9.48	9.68

Index PE - TTM	31-Dec	Yr. High	Yr. Low
Sensex	23.5	24.1	20.3
Nifty	22.8	23.0	19.6

Corporate News

Vodafone Idea has reached a strategic agreement with Vodafone Group to recover Rs. 5,836 cr in outstanding dues linked to its 2017 merger. Emerging as another breather to Vodafone Idea, the telecom operator has revised its agreement with the Vodafone Group promoters to recover Rs 5,836 cr from outstanding dues which arose from legacy liabilities linked to its 2017 merger with Idea Cellular. (ET)

Bharat Forge has secured a Rs 1,661.9 cr contract from the Ministry of Defence to supply over 2.5 lakh indigenously developed CQB carbines to the Indian Army. Bharat Forge has secured a contract from the Ministry of Defence valued at Rs 1,661.9 cr. The contract is for the supply of indigenously designed and developed Close Quarter Battle carbines. (BL)

Adani Green Energy has operationalised 307.4 MW renewable power projects in Gujarat and incorporated a new step-down subsidiary. As per its regulatory filing, the company has operationalised an aggregate 307.4 MW of power projects at Khavda, Gujarat. With the commissioning of these projects, AGEL's total operational renewable energy capacity has increased to 17,237.2 MW. (ET)

Economy

EU carbon tax: Steel, aluminium exporters to take a 15-22% hit. As the EU's Carbon Border Adjustment Mechanism (CBAM) enters its payment phase on Jan 1, 2026, Indian steel and aluminium exporters may be forced to slash prices by up to 22%. (ET)

Centre's fiscal deficit widens to 62.3% of FY26BE in April-November. Despite a 28% surge in capital expenditure and contracting net tax revenues, analysts suggest the govt will meet its 4.4% GDP target, supported by robust non-tax revenue and potential savings in revenue spending. (ET)

GST windfall fades as carmakers line up price hikes from January Automakers say the planned hikes will partially offset the demand momentum created by the substantial GST reduction announced in September.

International

U.S. military has awarded **Boeing**, opens new tab a \$2.7 bn contract for post-production support services related to Apache helicopters, the Pentagon said on Friday. The announcement came a month after the Army awarded Boeing, opens new tab a separate \$4.7 bn contract for new build Apache AH-64E attack helicopters, Longbow crew trainers, and related accessories. (Inv)

Top 5 Nifty Gainers	31-Dec	30-Dec	Var(%)
JSWSTEEL	1165	1112	4.8%
TATASTEEL	180	176	2.4%
ONGC	240	235	2.4%
KOTAKBANK	2201	2153	2.2%
RELIANCE	1570	1540	2.0%
Top 5 Nifty Losers	31-Dec	30-Dec	Var(%)
TCS	3206	3247	-1.3%
TECHM	1591	1605	-0.9%
GRASIM	2829	2842	-0.4%
INFY	1615	1622	-0.4%
BAJFINANCE	987	989	-0.3%

BSE Index Watch	Last	1 day	1 wk	1 mth	1 yr
SENSEX	85221	0.6%	-0.4%	-0.5%	8.6%
MIDCAP	46954	1.0%	-0.1%	-0.4%	0.6%
SMLCAP	51525	1.2%	-0.1%	-1.1%	-7.6%
AUTO	62557	1.0%	0.9%	0.5%	19.6%
BANKEK	66760	0.7%	0.8%	-0.2%	15.3%
Capital Goods	67112	1.1%	-0.8%	-3.1%	-2.2%
FMCG	20345	0.9%	0.2%	-0.1%	-2.5%
Health Care	43802	0.9%	-0.8%	-1.8%	-3.7%
IT	36735	-0.2%	-3.1%	0.9%	-15.1%
METAL	36812	1.5%	3.7%	7.3%	27.6%
Oil & Gas	28709	2.7%	1.9%	1.9%	10.0%
Power	6503	1.1%	-0.2%	-1.6%	-7.5%
Realty	6807	0.9%	-0.7%	-2.0%	-16.4%

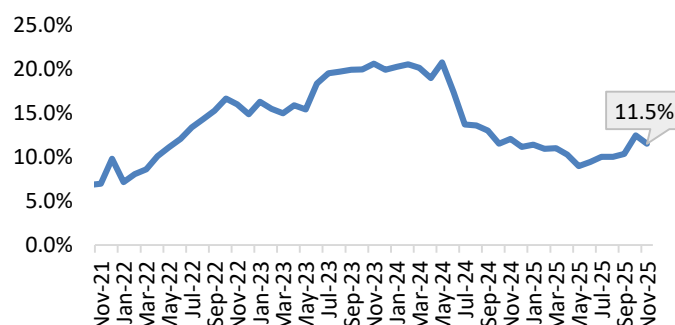
Margin Trading Disclosure (Rs. In Cr)	Last	1 day	1 wk	1 mth	3 mth
Op. Scripwise Outstanding	114070	1%	3%	1%	20%
Fresh Exposure	3173	-26%	-13%	16%	-68%
Exposure liquidated	2988	-5%	-3%	13%	-9%
Closing Net scripwise outstanding	114256	0%	3%	2%	13%

NSE USD Futures	31-Dec	30-Dec	Var (%)
Jan Expiry (Rs./\$)	88.24	88.24	0.0%
Feb Expiry (Rs./\$)	88.24	88.24	0.0%
Total Turnover (Rs. Crore)	1932	2097	-8%

Sectors	TTM PE
Auto	32.5
Auto Ancillary	42.81
Banking	14.88
Engineering	37.92
Cement	64.86
Diamonds & Jewellery	42.44
Housing Finance	23.65
Infrastructure & Const	28.26
Metals-Aluminium	27.81
Metal – Steel	17.65
Oil Expl.	9.91
Pharma	10.84
Power – Gen. Supp.	39.62
Information Tech.	29.23
Sugar	17.52
Telecom Serv. Prov.	39.49
Tyres	34.82

Bank Credit Growth (%)

Source: RBI, NBRR



10 year G-Sec Yield	Current	Previous	Change
US	4.17%	4.17%	0 bps
Japan	2.07%	2.07%	0 bps
India	6.59%	6.58%	1 bps
UK	4.48%	4.50%	(2) bps
Libor 3 Mths	4.85%	4.85%	(0) bps

Indian Eco Data	Current	Previous	Var(%)
Forex Reserve (US\$ in bn)	602	693	-13.2%
Inflation - WPI	-0.32%	-1.21%	89 bps
Inflation - CPI	0.71%	0.25%	46 bps

India GDP	Q3FY25	Q2FY25	Var (%)
Growth	8.23%	7.81%	42 bps

Monetary Policy	Current	Previous	Change
Repo Rate	5.25%	5.50%	(25) bps
Reverse Repo Rate	3.35%	3.35%	0 bps
CRR	3.00%	3.75%	(75) bps
O/S Banking System Liquidity (Rs bn)	-176	-936	760.4

IIP Growth %	Nov-25	Nov-24	Apr-Nov
IIP	6.7	5.0	4.0
Capital Goods	10.4	8.9	5.6
Mining	8.0	5.5	4.9
Manufacturing	-1.5	4.4	-0.3
Electricity	5.4	1.9	2.5

ADR Price Movement

Company	Price (US\$)	Volume	Previous Day Price	Volume	Variance (%)	No. of Share Per ADR	ADR Price (Rs.)	BSE Price	Variance (%)
Infosys Tech	17.82	4524057	18.04	6867506	-1.22%	1	1601.60	1615.40	-0.9%
Wipro	2.84	2542378	2.86	3884920	-0.70%	1	255.25	263.28	-3.1%
Dr.Reddy's	14.04	556510	14.06	648056	-0.14%	1	1261.86	1271.40	-0.8%
ICICI Bank	29.80	2509408	29.85	3147691	-0.17%	2	1339.16	1342.90	-0.3%
HDFC Bank	36.54	1979717	36.44	2780743	0.27%	3	1094.69	991.20	10.4%

GDR's (US\$)

	Prices	Prev. Close	Change	Var %
L&T	44.70	44.50	0.2	0.4%
RIL	70.00	68.60	1.4	2.0%
SBI	108.80	108.80	0.0	0.0%

US Economy Data	Current	Previous
Inflation (%) (YoY)	2.70%	3.00%
Unemployment (%)	4.60%	4.40%

Interest Rate (%)	Current	Previous
Fed Rate	3.75%	4.00%

US GDP	Q2CY25	Q1CY25
Growth (QoQ Annualized)	4.30%	3.80%

China Economy Data	Current	Previous
GDP	4.80%	5.20%
Inflation – CPI (%)	0.70%	0.20%

Economic Calendar

	Date
Indian GDP Data	27 Feb
Indian Inflation Data CPI	12 Jan
Indian Inflation Data WPI	14 Jan
Indian Monetary Policy	27 Feb
India's Industrial Production (IIP)	28 Jan
US Inflation Data	13 Jan
US GDP	22 Jan
US Unemployment Data	09 Jan
US Fed Rate	29 Jan
China GDP	19 Jan
China Inflation Data	9 Jan

Event Update

Name	Date	Purpose
Alps Industries Ltd.	02-01-26	Resolution Plan-Reduction of Capital
Multi Commodity Exchange Of India Ltd.	02-01-26	Stock Split from Rs.10/- to Rs.2/-
Antariksh Industries Ltd.	09-01-26	Bonus issue
SKM Egg Products Export (India) Ltd.	12-01-26	Stock Split from Rs.10/- to Rs. 5/-
Ajmera Realty & Infra India Ltd.	15-01-26	Stock Split from Rs.10/- to Rs.2/-

Bulk Deal As On 31/12/25

BSE					
Security Code	Security Name	Client Name	Deal	Quantity	Price
539528	AAYUSH	SADHU VINTRADE LLP	S	245000	66.9
544669	ADMACH	AMIT RAJENDRA PRASAD AGARWAL	B	108000	191.2
544669	ADMACH	BRIMMING WEALTH ADVISORS LLP	B	39000	191.2
544669	ADMACH	CUMULATIVE CAPITAL PRIVATE LIMITED	B	64200	191.2
544669	ADMACH	KRUSHNAM NEXUS CAPITAL SCHEME 1	B	44400	191.2
544669	ADMACH	NAKSHATRA STRESSED ASSETS FUND SCHEME I	S	48600	191.2
544669	ADMACH	PACE STOCK BROKING SERVICES PVT LTD	B	100200	191.2
544669	ADMACH	PENTATEAM INVENTURE CAPITAL SCHEME I	B	55200	191.2
544669	ADMACH	PRAGATHI INFRAMATERIALS TRADING PRIVATE LIMITED	B	34800	191.2
544669	ADMACH	SHRUTI AGRAWAL	B	78000	191.2
539277	ALSTONE	BLUE BELL FINANCE LTD	S	47991227	0.24
539277	ALSTONE	ISHAAN TRADEFIN LLP	S	20961923	0.24
539277	ALSTONE	ISHAAN TRADEFIN LLP	B	50961923	0.24
541702	ASHNI	DJ INFRASPACE LLP	S	2000000	3.25
541702	ASHNI	JAYESH AMRATLAL SHAH	B	1800000	3.26
544671	ATIL	AFFLUENCE GEMS PRIVATELIMITED	B	70000	145
544671	ATIL	JALAY NIMISHBHAI VORA	B	69000	145
544671	ATIL	NEXUS EQUITY GROWTH FUND SCH-1	B	168000	144.45
544671	ATIL	RAJASTHAN GLOBAL SECURITIES PRIVATE LIMITED	B	407000	144.96
544671	ATIL	SB OPPORTUNITIES FUND I	B	70000	145.21
544671	ATIL	SUNRISE INVESTMENT OPPORTUNITIES FUND	B	125000	145
512149	AVANCE	EMPOWER TRADEX PRIVATE LIMITED	S	564886	1.91
512149	AVANCE	EMPOWER TRADEX PRIVATE LIMITED	B	14254901	1.77
544670	BAIKAKAJI	FINAVENUE GROWTH FUND	B	180000	190
544670	BAIKAKAJI	MAHALAXMI BROKERAGE (INDIA) PRIVATE LIMITED	B	199200	190
544670	BAIKAKAJI	MANISH KIRITKUMAR SHAH (HUF)	B	316200	190
544670	BAIKAKAJI	MANSI SHARE AND STOCK BROKING PRIVATE LIMITED	B	250200	190
544670	BAIKAKAJI	RAJASTHAN GLOBAL SECURITIES PRIVATE LIMITED	S	479400	190
544670	BAIKAKAJI	RGSL INVESTMENT LVF 1	S	479400	190
544670	BAIKAKAJI	SANJAY POPATLAL JAIN	B	731400	189.91
544223	CEIGALL	HDFC MUTUAL FUND HDFC BALANCED ADVANTAGE FUND (HDFCGR)	B	1313502	261
544223	CEIGALL	PINE OAK GLOBAL FUND	S	1400000	261.04
526473	ELEFLOR	BHAVISHYA ECOMMERCE PRIVATE LIMITED	S	388927	4.43
526473	ELEFLOR	HARISH VERMA	S	7595	4.64
526473	ELEFLOR	HARISH VERMA	B	226433	4.42
543520	GLHRL	DHRUV SURESHKUMAR JANI	S	400000	23.5
543520	GLHRL	RATHOD MANOJ CHHAGANLAL HUF	B	499000	23.7
542850	GOBLIN	NANDINI KALAPALA	B	120000	11
542850	GOBLIN	PHANI KISHORE TALLURI	S	120000	11
514312	JAIHINDS	PARESH VASANJANI KENIYA	S	47992	41.25
544524	JDCABLES	MANSI SHARE AND STOCK BROKING PRIVATE LIMITED	S	80000	205.21
544524	JDCABLES	MANSI SHARE AND STOCK BROKING PRIVATE LIMITED	B	139200	204.6
544624	KKSILK	X91 CAPITAL FUND	B	135000	22.93
544623	MNFL	MANSI SHARE AND STOCK BROKING PRIVATE LIMITED	B	80400	166.83
544623	MNFL	RADIANT GLOBAL FUND-CLASS B PARTICIPATING SHARES	S	75600	166.52
544668	NANTA	BHAVNA HITESH PATEL	B	104400	234
544668	NANTA	LRSD SECURITIES PRIVATE LIMITED	S	77400	234
544668	NANTA	RAJASTHAN GLOBAL SECURITIES PRIVATE LIMITED	S	76800	234
544668	NANTA	RGSL INVESTMENT LVF 1	S	77400	234
544668	NANTA	VISHAL BHANDARI .	B	31200	244.22
544668	NANTA	YASH HITESH PATEL	B	166200	234
544668	NANTA	YASHVI HITESH PATEL	B	237600	237.34
523242	NBFOOT	TASHA ZAFAR	S	109300	11.3
544663	NEPLOG	ASNANI STOCK BROKER PRIVATE LIMITED	S	164000	70.5

531272	NIKKIGL	BAKLIWAL VYAPAAR PRIVATE LIMITED	S	25000	16.02
531272	NIKKIGL	MANDAKINIBEN PRADYUMANBHAI PATEL	B	49500	16.02
543400	OMNIPOTENT	KRISHNA MURARI TEKRIWAL	B	62000	5.07
543400	OMNIPOTENT	SUMANTEKRIWAL	S	62000	5.07
543400	OMNIPOTENT	SUMANTEKRIWAL	B	18000	5.03
544235	ORIENTTECH	QE SECURITIES LLP	S	204834	446.61
544235	ORIENTTECH	QE SECURITIES LLP	B	209715	446.14
540703	PROCLB	NIRAJ NIRMAL CHAMARIA	S	44740	23.51
512591	PULSRIN	DINESHCHANDRA LADHAJI SANKHALA	S	1500000	1.69
544640	RDEL	NEO APEX VENTURE LLP	S	48000	44.22
530053	REALECO	ACHINTYA SECURITIES PVT. LTD.	B	520000	4.96
539561	REMLIFE	BHANSALI VALUE CREATIONS PRIVATE LIMITED	S	8110364	0.78
539561	REMLIFE	KAMAL ASNANI	S	7000000	0.81
539561	REMLIFE	KAMAL ASNANI	B	2000100	0.76
539669	RGF	VANITABEN BIPINBHAI PATEL	S	1025014	0.9
512097	SAICOM	PRAKASH GILLA	S	1150000	0.29
512097	SAICOM	PRAKASH GILLA	B	419387	0.3
544520	SAMPAT	CHINTAN RAJNIKANT THAKAR	S	43200	71.8
539519	SATTVASUKU	MOHIT MAHESH MEHTA	S	1990984	0.71
540693	SHISHIND	GREENX WEALTH MULTIHORIZONS OPPORTUNITY FUND	S	3098271	19.14
540693	SHISHIND	GREENX WEALTH MULTIHORIZONS OPPORTUNITY FUND	B	324838	19.14
540693	SHISHIND	LAKHANI JIGNESH JASMATBHA(HUF)	S	9646525	19.14
540693	SHISHIND	MINAXIBEN LAKHANI	S	3164480	19.14
531962	SHREMETAL	SHWETA JHAWER	S	30000	62.29
516108	STHINPA	DURASAMY PALANISAMY	S	205880	89.51
521113	SUDTIND-B	DINESH SANCHETI	B	260000	76.95
521113	SUDTIND-B	PAWAN AGARWAL	S	1000000	77.44
503310	SWANCORP	JAINAM BROKING LIMITED	S	1500000	468
503310	SWANCORP	JUPITER INDIA FUND	B	1096642	468
503310	SWANCORP	THE JUPITER GLOBAL FUND-JUPITER INDIA SELECT	B	403358	468
511447	SYLPH	ZEEL SANJAY SONI	S	1428515	0.71
511447	SYLPH	ZEEL SANJAY SONI	B	8874927	0.74
531190	TAVERNIER	SILVERSTONE CONSULTANCY SERVICES PRIVATE LIMITED	S	50000	70.01
531190	TAVERNIER	VAIDEHI KAUSHIKKUMAR PATEL	B	31500	70
539798	UMIYA	AMIT MAGANBHAI PIPALIYA	B	75567	26.5
539798	UMIYA	DHANVIN WEALTH MAX PRIVATE LIMITED	S	122719	26.5
539798	UMIYA	PRAKASHBHAI LAXMANBHAI BASIDA	B	74700	26.67
542046	VIVIDM	RAJVEER SAROYA	B	748000	6.4
538970	WARDINMOBI	HITENDRAKUMAR BABALDAS SHAH	S	1565996	7.41
538970	WARDINMOBI	HITENDRAKUMAR BABALDAS SHAH	B	70996	7.46

NSE

Security Code	Security Name	Client Name	Deal	Quantity	Price
AAATECH	AAA Technologies Limited	ASHOK KUMAR	SELL	130000	106.44
AAREYDRUGS	Aarey Drugs & Pharm Ltd	BLACK HAWK PROPERTIES PRIVATE LIMITED	SELL	178498	67.79
AAREYDRUGS	Aarey Drugs & Pharm Ltd	SHARE INDIA SECURITIES LIMITED	BUY	160000	68
AAREYDRUGS	Aarey Drugs & Pharm Ltd	SURAJ TRADELINKS PRIVATE LIMITED	SELL	381336	67.89
BALAXI	BALAXI PHARMA Ltd	MITHUN KHAITAN	BUY	420000	27.62
DEVIT	Dev Info Technology Ltd	AMISHA JAIMIN SHAH	SELL	4500000	33.17
DEVIT	Dev Info Technology Ltd	PRATIBHABEN MOHANLAL DESAI	SELL	2912500	30.77
DEVIT	Dev Info Technology Ltd	XDUCE TECHNOLOGIES PRIVATE LIMITED	BUY	7031399	32.44
DHARARAIL	Dhara Rail Projects Ltd	AANJAY AGELESS AIF FUND	BUY	100000	151.5
DHARARAIL	Dhara Rail Projects Ltd	FINAVENUE GROWTH FUND	BUY	150000	150
DHARARAIL	Dhara Rail Projects Ltd	ISHAAN TRADEFIN LLP	BUY	84000	150
DHARARAIL	Dhara Rail Projects Ltd	JAIN SANJAY POPATLAL	BUY	100000	150
DHARARAIL	Dhara Rail Projects Ltd	MAHALAXMI BROKRAGE INDIA PRIVATE LIMITED	BUY	150000	150
EPWINDIA	EPW India Limited	TIGER STRATEGIES FUND -I	SELL	145200	121.66
FILATFASH	Filatex Fashions Limited	PRABHAT SETHIA	SELL	186592435	0.28
GANESHIN	Ganesh Infracore Limited	SURESH ZUNZUNWALA	BUY	300000	118.46
KRISHFL-RE	Krishival Foods Limited	ZAFAR SYED ISLAM	SELL	37671	23.9
KSR	KSR Footwear Limited	PRASOON PANKAJ	BUY	630000	16.64
KSR	KSR Footwear Limited	TRUSTLINE DEEP ALPHA AIF	SELL	266620	15.03
NEOGEN	Neogen Chemicals Limited	AJAY KUMAR AGGARWAL	SELL	132819	1186.88
NEOGEN	Neogen Chemicals Limited	SHALU AGGARWAL	BUY	132819	1189.75
PRAMARA	Pramara Promotions Ltd	ROHIT NANDKISHORE LAMBA	SELL	80000	348.56
PRIVISCL	Priv i Speciality Che Ltd	SBI MUTUAL FUND	BUY	2240000	2833.96
PRIVISCL	Priv i Speciality Che Ltd	VIVIRA INVESTMENT AND TRADING PVT LTD	SELL	3628627	2838
RELIABLE	Reliable Data Service Ltd	ALTIZEN VENTURES LLP	SELL	52994	147.08
SARTELE	Sar Televenture Limited	GANITA TECHNOLOGIES AND SERVICES PRIVATE LIMITED	SELL	300000	254.89
SARTELE	Sar Televenture Limited	RASHI ENTERPRISES	BUY	500000	249.4
SIGACHI	Sigachi Industries Ltd	MONEY PLANT PICTURES LLP	SELL	1995000	31.34
TIJARIA	Tijaria Polypipes Ltd	ADITYA SAHAYA	SELL	166927	4.47
VPRPL	Vishnu Prakash R Pungli L	ANIL PUNGLIA	SELL	1000000	53.75
VPRPL	Vishnu Prakash R Pungli L	JALIYAN COMMODITY	BUY	1346257	52.58
VPRPL	Vishnu Prakash R Pungli L	PUSHPA DEVI PUNGALIA	SELL	1500000	53.2
VPRPL	Vishnu Prakash R Pungli L	PUSHPA PUNGALIA	SELL	1500000	53.4
VPRPL	Vishnu Prakash R Pungli L	VIJAY PUNGLIA	SELL	1000000	53.62

Disclosure:

Research Reports that are published by Nirmal Bang Securities Private Limited (hereinafter referred to as "NBSPL") are for private circulation only. NBSPL is a registered Research Analyst under SEBI (Research Analyst) Regulations, 2014 having Registration no. INH000001766. NBSPL is also a registered Stock Broker with National Stock Exchange of India Limited, BSE Limited, Metropolitan Stock Exchange of India Limited, Multi Commodity Exchange of India Limited and , National Commodity and Derivative Exchange Limited in Capital Market , Equity and Commodities derivatives segments and Currency Derivatives Segment .

NBSPL has other business divisions with independent research teams separated by Chinese walls, and therefore may, at times, have different or contrary views on stocks and markets.

NBSPL or its associates have not been debarred / suspended by SEBI or any other regulatory authority for accessing / dealing in securities Market since last 20 years. NBSPL, its associates or analyst or his relatives do not hold any financial interest (Except Investment) in the subject company. NBSPL or its associates or Analyst do not have any conflict or material conflict of interest at the time of publication of the research report with the subject company. NBSPL or its associates or Analyst or his relatives may or may not hold beneficial ownership of 1% or more in the subject company at the end of the month immediately preceding the date of publication of this research report.

NBSPL or its associates / analyst has not received any compensation / managed or co-managed public offering of securities of the company covered by Analyst during the past twelve months. NBSPL or its associates have not received any compensation or other benefits from the company covered by Analyst or third party in connection with the research report. Analyst has not served as an officer, director or employee of Subject Company. NBSPL / analyst has not been engaged in market making activity of the subject company.

Analyst Certification: The research analysts and authors of these reports, hereby certify that the views expressed in this research report accurately reflects my/our personal views about the subject securities, issuers, products, sectors or industries. It is also certified that no part of the compensation of the analyst(s) was, is, or will be directly or indirectly related to the inclusion of specific recommendations or views in this research. The analyst(s) principally responsible for the preparation of this research report and has taken reasonable care to achieve and maintain independence and objectivity in making any recommendations.

Disclaimer:

The Research Report is for the personal information of the authorized recipient and does not construe to be any investment, legal or taxation advice. NBSPL is not soliciting any action based upon it. Nothing in the research report shall be construed as a solicitation to buy or sell any security or product, or to engage in or refrain from engaging in any such transaction. In preparing the research report, we did not take into account the investment objectives, financial situation and particular needs of the reader.

The research report has been prepared for the general use of the clients of NBSPL and must not be copied, either in whole or in part, or distributed or redistributed to any other person in any form. If you are not the intended recipient you must not use or disclose the information in the research report in any way. Though disseminated to all the customers simultaneously, not all customers may receive the research report at the same time. NBSPL will not treat recipients as customers by virtue of their receiving the research report. The research report is not directed or intended for distribution to or use by any person or entity resident in a state, country or any jurisdiction, where such distribution, publication, availability or use would be contrary to law, regulation or which would subject NBSPL & its group companies to registration or licensing requirements within such jurisdictions.

The report is based on the information obtained from sources believed to be reliable, but we do not make any representation or warranty that it is accurate, complete or up-to-date and it should not be relied upon as such. We accept no obligation to correct or update the information or opinions in it. NBSPL or any of its affiliates or employees shall not be in any way responsible for any loss or damage that may arise to any person from any inadvertent error in the information contained in the research report. NBSPL or any of its affiliates or employees do not provide, at any time, any express or implied warranty of any kind, regarding any matter pertaining to this report, including without limitation the implied warranties of merchantability, fitness for a particular purpose, and non-infringement. The recipients of the research report should rely on their own investigations.

This information is subject to change without any prior notice. NBSPL reserves its absolute discretion and right to make or refrain from making modifications and alterations to this statement from time to time. Nevertheless, NBSPL is committed to providing independent and transparent recommendations to its clients, and would be happy to provide information in response to specific client queries.

Before making an investment decision on the basis of research report, the reader needs to consider, with or without the assistance of an adviser, whether the advice is appropriate in light of their particular investment needs, objectives and financial circumstances. There are risks involved in securities trading. The price of securities can and does fluctuate, and an individual security may even become valueless. International investors are reminded of the additional risks inherent in international investments, such as currency fluctuations and international stock market or economic conditions, which may adversely affect the value of the investment. Opinions expressed are subject to change without any notice. Neither the company nor the director or the employees of NBSPL accept any liability whatsoever for any direct, indirect, consequential or other loss arising from any use of the research report and/or further communication in relation to the research report. Here it may be noted that neither NBSPL, nor its directors, employees, agents or representatives shall be liable for any damages whether direct or indirect, incidental, special or consequential including lost revenue or lost profit that may arise from or in connection with the use of the information contained in the research report.

Copyright of this document vests exclusively with NBSPL.

Our reports are also available on our website

Registration granted by SEBI and certification from NISM in no way guarantee performance of NBSPL or provide any assurance of returns to investors.

Nirmal Bang Research (Division of Nirmal Bang Securities Pvt. Ltd.)

B-2, 301/302, Marathon Innova,
Opp. Peninsula Corporate Park
Off. Ganpatrao Kadam Marg
Lower Parel(W), Mumbai-400013
Board No. : 91 22 6723 8000/8001
Fax. : 022 6723 8010